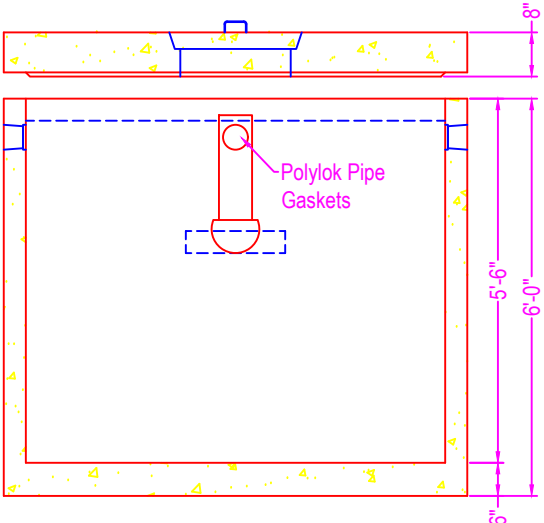
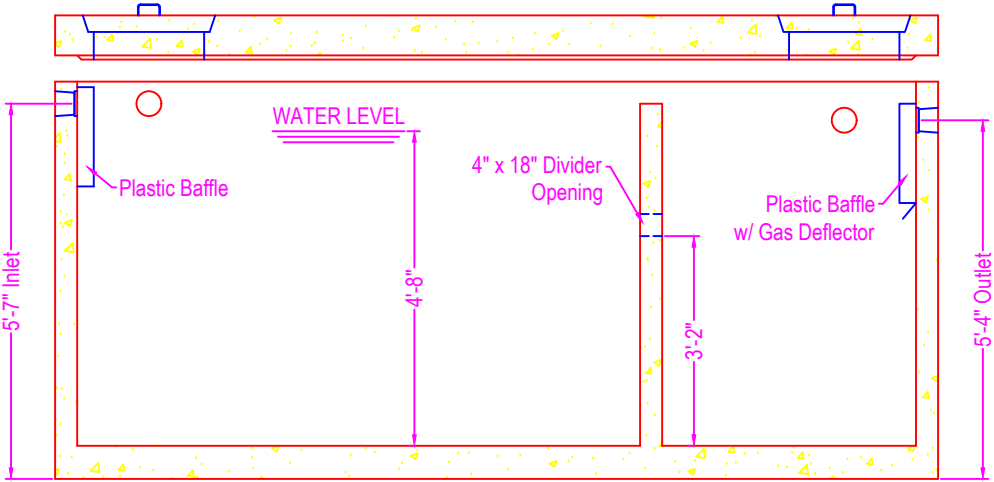
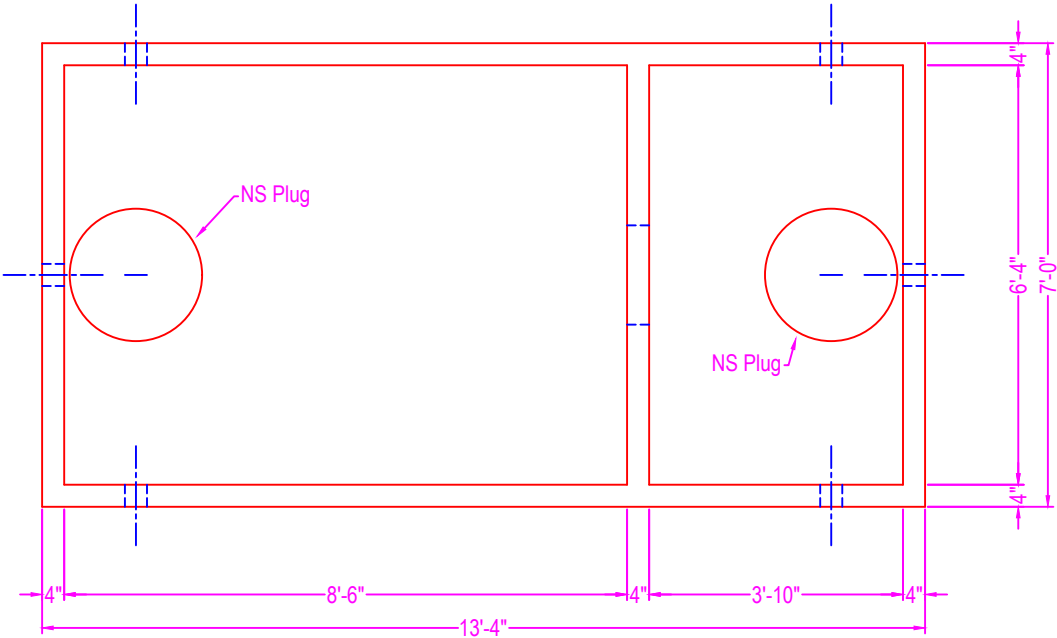


SEPTIC TANK ST-2500

3-INLETS
3-OUTLETS

NOTES:

- CONCRETE: 5000 psi @ 28 days
- REF: no fiber mesh
rebar grade 60 ASTM A615
- ENTRAINED AIR: +/- 5% to 8%
- DESIGN LOAD: HS-20 design load
- LIVE LOAD: N/A
- EARTH FILL: 24" max fill depth
- BUOYANCY FACTOR: N/A
- PIPE CONNECTS: polylok (cast in)
- BAFFLE: plastic baffle w/ gas deflector
on outlet opening
plastic baffle on inlet



Zeiser
Wilbert
VAULT, INC.
CONCRETE PRODUCTS

750 Howard Street Elmira, NY 14904
Fax: (607) 737-0291
Phone: (607) 733-0568
1-800-472-4335

Title: ST 2500 Traffic

Scale: Not To Scale

Drawn By: JPS

Drawing No.: 04272003

Date: 4-27-20